


# TANGO 24

Effects/Memory Lighting Control Desk  
24 Channels / 24 Submasters



## Description

- 1 or 2 presets, user selectable
- 24 flash keys
- Manual or timed dipless crossfade between presets
- General master + ON/OFF key
- 999 different memories
- 999 memory numbers + 5 inserts between each
- One effect master panel for controlling effect time, mode, direction and intensity
- 24 predefined effect patterns + 1 programmable memory effect
- Remote operation of START key and effect START/STEP key
- Direct access for memory modification
- Smart card library storage (128 K)
- Soft patch up to 96 dimmers
- Comprehensive LCD display
- Actual outputs on LED's (on - off)
- High quality faders
- Galvanic isolation on DMX512/1990 output

## References

TANGO 24  
DMX512/1990 output

**TANGO/24/DMX**

TANGO 24  
DMX512/1990 + analogue outputs

**TANGO/24/ANA**

## Supplied with:

- 1 instruction manual
- 1 XLR5 male connector for data cable
- 1 power supply cable (2 m)

## Option

- 24-channel analogue output card  
370  $\mu$ A and 0/+ 10 V (not installed)  
supplied with 1 DB25-P connector  
+ cover

**CARTE/ANA/24**

## Accessories

- 128 K long life memory card
- Dust cover for TANGO 24
- Flight case for TANGO 24

**MEMO/CARD/128K**  
**HOUSSE/TANGO24**  
**FLY12/24**

## Characteristics

Power supply : 230 V +/- 10% 50/60 Hz

### Dimensions:

Width x depth : 620 x 315 mm


Height : 30 - 118 mm

Net weight : 7 kg

### Packing:

Dimensions : 650 x 340 x 130 mm

Gross weight : 8 kg



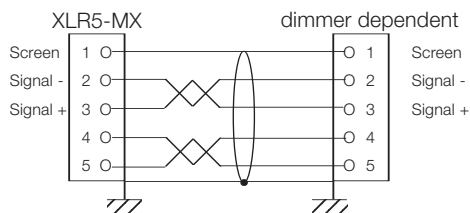
## Interconnection Cables

### Digital Protocol

(DMX512/1990)

Maximum length of data cable : 250 m

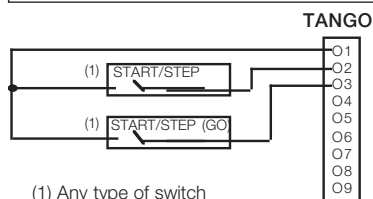
Cable size : 2 x 2 x 0.34 mm<sup>2</sup> shielded



### Remote operation

Maximum length of data cable : 250 m

Cable size : 3 x 0.34 mm<sup>2</sup> shielded



## Connector layout

### 1. Power

Standard power supply connector type IEC320 - C14

### 2. DMX

DMX512/1990 output connector (5 pin female XLR connector)

pin-out : 1: GND

2: DMX-

3: DMX+

### 3. Remote

Socket (DE09-S connector) for

- remote operation of START key : connect pins 1 and 3 together
- remote operation of effect START/STEP key : connect pins 1 and 2 together

### 4. Analogue Output

optional 25-pin D type female connector

- pins 1-24 : dimmers 1-24

- pin 25 : 0 V

This equipment complies with all applicable European directives and carries a CE mark.

ADB - Your Partner for Light

ISO 9001 : 2000 certified

Belgium N.V. ADB-TTV Technologies S.A.

(Group Headquarters) Leuvensesteenweg 585, B-1930 Zaventem  
Tel : 32.2.709.32.11, Fax : 32.2.709.32.80, E-Mail : adb@adblighting.com

Deutschland ADB GmbH

Boschstrasse 3, D-61239 Ober-Mörlen  
Tel : 49.6002.93.933.0, Fax : 49.6002.93.933.33, E-Mail : info@adblighting.de

France ADB S.A.S.

Sales Office: 168/170, boulevard Camélinat F-92240 Malakoff  
Tel : 33.1.41.17.48.50, Fax : 33.1.42.53.54.76, E-Mail : adb.fr@adblighting.com

Factory & Group Logistics Centre: Zone industrielle Rouvroy F-02100 Saint-Quentin  
Tel : 33.3.23.06.35.70, Fax : 33.3.23.67.66.56, E-Mail : adb.fr@adblighting.com

**ADB**  
Lighting Technologies

DS-1053-E-06j Subject to modifications