


TANGO 48

Effects/Memory Lighting Control Desk
48 Channels / 48 Submasters



Description

- 1 or 2 presets, user selectable
- 48 flash keys
- Manual or timed dipless crossfade between presets
- General master + ON/OFF key
- 999 different memories
- 999 memory numbers + 5 inserts between each
- One effect master panel for controlling effect time, mode, direction and intensity
- 48 predefined effect patterns + 1 programmable memory effect
- Remote operation of START key and effect START/STEP key
- Direct access for memory modification
- Smart card library storage (128 k)
- Soft patch up to 96 dimmers
- Comprehensive LCD display
- Actual outputs on LED's (on - off)
- High quality faders
- Galvanic isolation on DMX 512/1990 output

References

TANGO 48
DMX512/1990 output

TANGO/48/DMX

TANGO 48
DMX512/1990 + analogue outputs

TANGO/48/ANA

Supplied with:

- 1 instruction manual
- 1 XLR5 male connector for data cable
- 1 power supply cable (2 m)

Option

- 48-channel analogue output card
370 μ A and 0/+ 10 V (not installed)
supplied with 1 DB25-P connector
+ cover

CARTE/ANA/48

Accessories

- 128 K long life memory card
- Dust cover for TANGO 48
- Flight case for TANGO 48

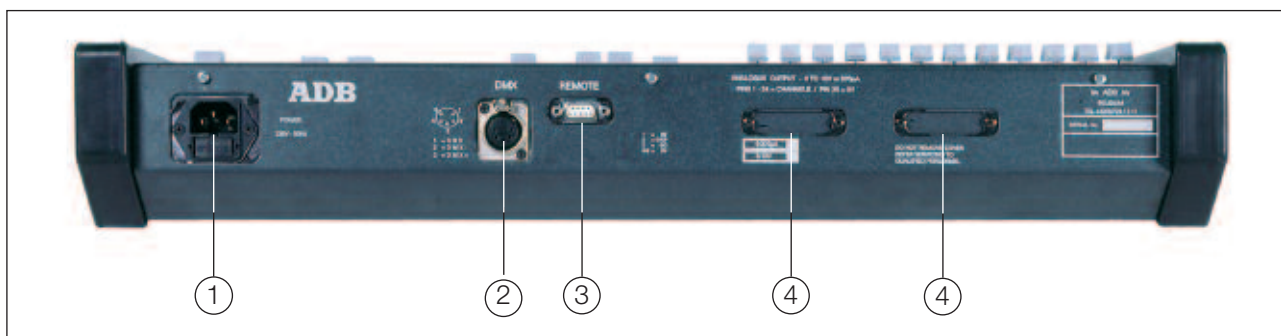
MEMO/CARD/128K
HOUSSE/TANGO48
FLY24/48

Characteristics

Power supply : 230 V +/- 10% 50/60 Hz

Dimensions:
Width x depth : 815 x 315 mm
Height : 30 - 118 mm
Net weight : 9 kg

Packing:
Dimensions : 860 x 340 x 130 mm
Gross weight : 10 kg



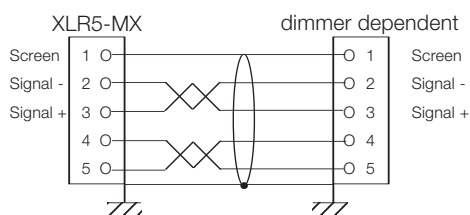
Interconnection Cables

Digital Protocol

(DMX512/1990)

Maximum length of data cable : 250 m

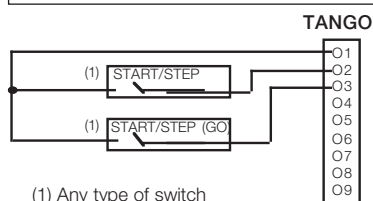
Cable size : 2 x 2 x 0.34 mm² shielded



Remote operation

Maximum length of data cable : 250 m

Cable size : 3 x 0.34 mm² shielded



Connector layout

1. Power

Standard power supply connector type IEC320 - C14

2. DMX

DMX512/1990 output connector (5 pin female XLR connector)

pin-out : 1: GND

2: DMX-

3: DMX+

3. Remote

Socket (9 pin female DB connector) for

- remote operation of START key : connect pins 1 and 3 together
- remote operation of effect START/STEP key : connect pins 1 and 2 together

4. Analogue Output

optional 1 or 2 25-pin D type female connectors

- first connector is used for dimmers 1 to 24
 - pins 1-24 : dimmers 1-24
 - pin 25 : 0 V
- second connector is used for dimmers 25 to 48
 - pins 1-24 : dimmers 25-24
 - pin 25 : 0 V

This equipment complies with all applicable European directives and carries a CE mark.

ADB - Your Partner for Light

ISO 9001 : 2000 certified

Belgium N.V. ADB-TTV Technologies S.A.

(Group Headquarters) Leuvensesteenweg 585, B-1930 Zaventem
Tel : 32.2.709.32.11, Fax : 32.2.709.32.80, E-Mail : adb@adblighting.com

Deutschland ADB GmbH

Boschstrasse 3, D-61239 Ober-Mörlen
Tel : 49.6002.93.933.0, Fax : 49.6002.93.933.33, E-Mail : info@adblighting.de

France ADB S.A.S.

Sales Office: 168/170, boulevard Camélinat F-92240 Malakoff
Tel : 33.1.41.17.48.50, Fax : 33.1.42.53.54.76, E-Mail : adb.fr@adblighting.com

Factory & Group Logistics Centre: Zone industrielle Rouvroy F-02100 Saint-Quentin
Tel : 33.3.23.06.35.70, Fax : 33.3.23.67.66.56, E-Mail : adb.fr@adblighting.com

ADB
Lighting Technologies

DS-1063-E-06j Subject to modifications