

MEMOPACK 30

Portable Digital Dimmer Pack



Portable, intelligent, all-digital dimmer packs for maximum flexibility, in 2 configurations; **6 x 5 kW** or **12 x 3 kW**. Designed for **professional applications in stage, TV studio and architectural lighting**, whenever high performance, quality and reliability are the prime considerations. Ideal for **touring**, decentralised dimming or extension of existing installations. Available with all standard European outlets.

Main Features

- 5-key keypad, 12 character LED display and user friendly menus for easy access to all dimmer functions
- Set-up functions can be limited to "DMX start address"
- local controls for creation and storage of 20 lighting cues
- individual selection of dimmer address (patch), law, smoothing and reduction factor
- fade smoothing (4000-step resolution)
- 10 dimmer laws (one is user-programmable)
- **Remote programming and monitoring capability**
 - from any other dimmer rack (standard)
 - from the NETBUS Dimmer Controller or a PC with the Dimmer Manager kit (options)
- **Extended diagnostics functions (option)**
- professional grade filtering (200 μ s), for efficient attenuation of lamp filament noise
- protection circuitry against accidental 400 V wiring
- local status reporting: 400 V - overtemperature - fan failure - processor check - presence of DMX signal - DMX and analogue control levels
- hard-fired **thyristors** for control of tungsten halogen lamps, resistive and inductive loads, transformer-fed low voltage lamps, fluorescent lighting with suitable ballasts
- local test of a dimmer (steady, flash or chaser)
- automatic self-test capability
- programmable response to a DMX failure
- low noise fan for effective cooling with automatic fan-stop
- overtemperature protection through gradual dimmer fade out

Supplied with

- instruction manual

Technical Specifications

- power supply: 230 V / 400 V Star, 3NPE (TN-S), 50/60 Hz
- equipped with 2 m power supply cable.
- individual protection by MCB/1P (standard version); optional 1P+N protection with MCB's or HRC fuses with "fuse ok" neon indicator and slot for spare fuse
- suitable for continuous duty (3 kW or 5 kW per dimmer) at 35°C
- DMX 512/1990 input (XLR5) with galvanic isolation + ADN bidirectional serial port (EIA-485). Optional analogue inputs 0/+10 V (DB25-S)

Architectural Applications

The KIT/INPUT/ANA/24 analogue input option allows remote control by means of

- analogue control desk (0/+10V)
- 3-position selector switch (up - down - steady), one switch can control one or several dimmers
- remote storage, playback and dimming of the 20 memories; direct access, one switch per memory

Advanced Dimmer Network (ADN)

Dimmers of the MEMORACK / EURORACK 60 / EURODIM 3 families can be networked over the DMX cable via a proprietary bidirectional protocol for the purpose of remote programming, monitoring, fault reporting and memory management from the NETBUS Dimmer Controller or a laptop PC with the Dimmer Manager kit, which also provides a gateway to an Ethernet network.

Characteristics

Power Supply	: 230 V - 50/60 Hz (198 V to 264 V)
Consumption	: 46 A per phase

Dimensions

L x P x H (mm)	: 535 x 680 x 190
Net Weight (kg)	: 27


Packing

Dimensions (mm)	: 800 x 690 x 280
Gross Weight (kg)	: 30




Standard Outlets


- Outlets:
12 x twin NF/CEBEC



12 x twin Schuko



12 x triple Swiss



12 x CEE 16 A (P17)



3 x CEE 32 A



Retrofit kit

- analogue inputs, for analogue control or architectural applications

This equipment complies with all applicable European directives and carries a CE mark.

Front Panel

Indicators :

- presence of DMX signal
- microprocessor running
- error messages (temperature warning, DMX error, ...)

Options and accessories

- Fuse/1P+N instead of MCB/1P protection, for 12 dimmers
- Fuse/1P+N instead of MCB/1P protection, for 6 dimmers
- Fuse/1P+N instead of MCB/1P protection, for 3 dimmers
- MCB/1P+N instead of MCB/1P protection, for 12 dimmers
- MCB/1P+N instead of MCB/1P protection, for 6 dimmers
- MCB/1P+N instead of MCB/1P protection, for 3 dimmers
- analogue input 0/+10 V retrofit kit, for 6 dimmers
- analogue input 0/+10 V retrofit kit, for 12 dimmers
- for remote memory control: analogue input 0/+10 V retrofit kit with 24 inputs
- **NETBUS Remote Dimmer Controller**
- **Dimmer Manager kit including NETPORT/XT converter and software for PC**
- XLR5-M connector
- XLR5-F connector

Dimmer Protections

- HRC fuses, single pole 10 x 38 mm
- supply and "fuse OK" indicators integrated in the fuse-holder
- protection circuitry against accidental 400 V wiring errors
- overtemperature protection (gradual fade-out)

Power Supply Connection

- fitted with 2 m flexible supply cable (EPR sleeve; 5 x 10 mm²)
- cable clamp for Ø 20 - 48 mm

Mains Supply

- star mains supply 3NPE (TN-S) 230/400 V
- single-phase operation possible (single-pole protected)

Local Control without Lighting Desk

- flashing of one dimmer for easy luminaire identification in a rig
- chaser
- setting of a dimmer level
- creation and editing of 20 lighting cues

Control protocols

- digital: DMX 512/1990 on XLR5 connectors
- analogue: 0/+10V inputs (option) on DB25-S receptacle
- diagnostic and remote programming network (RS485); optional
- connector pin-out silk-screened on the front panel

Remote control and Diagnostic (option)

- selective diagnostic: microprocessor assisted automatic detection of short-circuit, presence of load, failed fuse
- remote programming of the patch, dimmer law selection, smoothing, memorised cues. Remote reporting of Diagnostic check (if applicable)
- the programming and reporting network use the second data-pair in the existing DMX network.

ADB - Your Partner for Light

ISO 9001 : 2000 certified

Belgium

N.V. ADB-TTV Technologies S.A.

(Group Headquarters) Leuvensesteenweg 585, B-1930 Zaventem
Tel : 32.2.709.32.11, Fax : 32.2.709.32.80, E-Mail : adb@adblighting.com

Deutschland ADB GmbH

Dieselstraße 4, D-63165 Mühlheim am Main
Tel : 49.6108.91.250, Fax : 49.6108.91.25.25, E-Mail : adblighting@t-online.de

France ADB S.A.S.

Sales office: 168/170, boulevard Camélinat F-92240 Malakoff
Tel : 33.1.41.17.48.50, Fax : 33.1.42.53.54.76, E-Mail : adb.fr@adblighting.com

Factory & group logistics centre: Zone industrielle Rouvroy F-02100 Saint-Quentin
Tel : 33.3.23.06.35.70, Fax : 33.3.23.67.66.56, E-Mail : adb.fr@adblighting.com

ADB
Lighting Technologies

DS-3063-E-06h Subject to modifications